

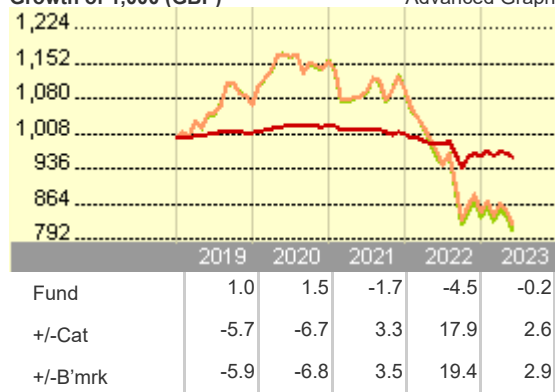
# iShares UK Gilts 0-5yr UCITS ETF GBP (Dist) | IGLS

Performance History

31/05/2023

Growth of 1,000 (GBP)

Advanced Graph



Category: GBP Government Bond

Category Benchmark: FTSE Act UK Cnvt Gilts All ...

Morningstar Research

[Click here to read this analyst report on the underlying fund.](#)

Key Stats

<b>Closing Price</b> 22/06/2023	GBX 12370.00
<b>Day Change</b>	-0.18%
<b>Morningstar Category™</b>	<a href="#">GBP Government Bond</a>
<b>Volume</b>	102928
<b>Exchange</b>	LONDON STOCK EXCHANGE, THE
<b>ISIN</b>	IE00B4WXJK79
<b>Fund Size (Mil)</b> 21/06/2023	GBP 1728.84
<b>Share Class Size (Mil)</b> 21/06/2023	GBP 1725.55
<b>Ongoing Charge</b> 27/01/2023	0.07%

# Sustainability <sup>i</sup>

## Sustainability Rating

**Corporate Sustainability Contribution**

0%

**Sovereign Sustainability Contribution**

100%

**Number of Investments in Global Category**

338

**Sustainable Investment**

No

**Corporate Sustainability Score** ■ Global Category Average (Historical)



**Sovereign Sustainability Score** ● Historical ○ Current ■ Global Category Average (Historical)



**Corporate ESG Pillars** (lower scores = lower risk)

— Environmental      — Social      — Governance      — Unallocated

Global Category: Sterling Fixed Income | Portfolio as of 30 Apr 2023. Sustainability provides issuer-level ESG Risk analysis used in the calculation of Morningstar's Sustainability Score. Sustainable Investment

Mandate information is derived from the fund prospectus.

**Investment Objective: iShares UK Gilts 0-5yr UCITS ETF GBP (Dist) | IGLS**

The investment objective of the Fund is to provide investors with a total return, taking into account both capital and income returns, which reflects the return of the FTSE UK Conventional Gilts – Up To 5 Years Index. In order to achieve this investment objective, the investment policy of this Fund is to invest in a portfolio of fixed income securities that as far as possible and practicable consists of the component securities of the FTSE UK Conventional Gilts – Up To 5 Years Index, this Fund's Benchmark Index.

Returns		Management	
<b>Trailing Returns (GBP)</b>	<b>21/06/2023</b>	<b>Manager Name</b>	<b>Start Date</b>
YTD	-1.19	Not Disclosed	17/04/2009
3 Years Annualised	-2.39	<b>Inception Date</b>	17/04/2009
5 Years Annualised	-0.91		
10 Years Annualised	0.00		
<hr/>			
12 Month Yield	0.81		
Dividend Paying Frequency	Half-yearly		

**Category Benchmark**

Fund Benchmark	Morningstar Benchmark
FTSE Act UK Cnvt Gilts Up to 5 Yr TR GBP	FTSE Act UK Cnvt Gilts All Stocks TR GBP

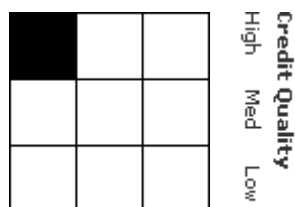
**Portfolio Profile for iShares UK Gilts 0-5yr UCITS ETF GBP (Dist) | IGLS**

20/06/2023

Top 5 Holdings	%	Fixed Income	
United Kingdom of Great Britain ...	7.43	Effective Maturity	2.27
United Kingdom of Great Britain ...	7.41	Effective Duration	2.16
United Kingdom of Great Britain ...	7.22		
United Kingdom of Great Britain ...	7.03		
United Kingdom of Great Britain ...	6.82		

**Morningstar Style Box®**

Fixed Income Style

**Asset Allocation**

	% Long	% Short	% Net Assets
Stock	0.00	0.00	0.00
Bond	87.35	0.00	87.35
Property	0.00	0.00	0.00
Cash	12.68	0.03	12.65
Other	0.00	0.00	0.00

Low Med High

**Interest Rate Sensitivity**

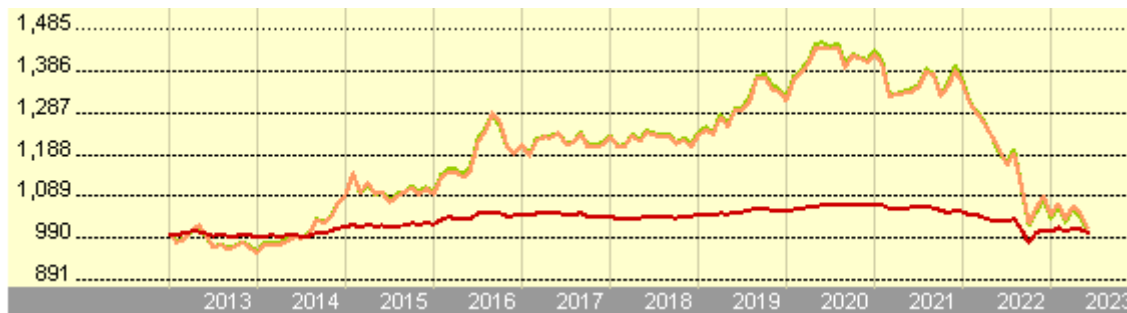
Growth Of 1000 (GBP)

31/05/2023

Fund: iShares UK Gilts 0-5yr UCITS ETF GBP (Dist) | IGLS

Category: GBP Government Bond

Category Index: FTSE Act UK Cnvt Gilts All Stocks TR GBP



## Annual Returns (GBP)

31/05/2023

	2016	2017	2018	2019	2020	2021	2022	31/05
Price Return	2.26	-0.45	0.18	1.01	1.48	-1.67	-4.45	-0.24
+/- Category	-8.14	-2.03	0.10	-5.74	-6.72	3.31	17.86	2.64
+/- Category Index	-7.83	-2.28	-0.40	-5.89	-6.79	3.48	19.38	2.85
% Rank in Category	95	97	49	97	95	6	5	9

## Trailing Returns (GBP)

21/06/2023

	Total Returns	+/- Category	+/- Category Index
1 Day	-0.18	0.36	-0.37
1 Week	-0.21	-0.51	-0.35
1 Month	-1.52	0.35	-0.01
3 Months	-2.39	3.56	3.16
6 Months	-1.10	3.05	3.18
YTD	-1.19	2.45	2.61
1 Year	-2.59	8.24	10.84
3 Years Annualised	-2.39	8.10	9.07
5 Years Annualised	-0.91	3.32	3.24
10 Years Annualised	0.00	0.10	-0.29

Category: GBP Government Bond

Category Index: FTSE Act UK Cnvt Gilts All Stocks TR GBP

## Quarterly Returns (GBP)

31/05/2023

	Quarter 1	Quarter 2	Quarter 3	Quarter 4
2023	0.83	-	-	-
2022	-1.42	-0.76	-4.93	2.72
2021	-0.78	0.04	-0.56	-0.38
2020	0.85	0.55	-0.02	0.09
2019	0.47	0.29	0.70	-0.44
2018	-0.57	0.37	-0.22	0.59

## Morningstar Rating™(Relative to Category)

31/05/2023

	Morningstar Return	Morningstar Risk	Morningstar Rating™
3-Year	High	Low	★★★★★
5-Year	High	Low	★★★★★
10-Year	Above Average	Low	★★★★★
Overall	High	Low	★★★★★

Category : GBP Government Bond

[Click here to see our Methodology](#)

**Volatility Measurements**

31/05/2023

3-Yr Std Dev	3.16 %	3-Yr Sharpe Ratio	-0.95
3-Yr Mean Return	-2.03 %		

**Modern Portfolio Statistics**

31/05/2023

31/05/2023

	<b>Standard Index</b>	<b>Best Fit Index</b>
	FTSE Act UK Cnvt Gilts All Stocks TR GBP	Morningstar UK 1-3Y Core Bd GR GBP
3-Yr Beta	0.26	1.17
3-Yr Alpha	0.26	-0.40

**Fixed Income Style**

31/05/2023

**Morningstar Style Box®**

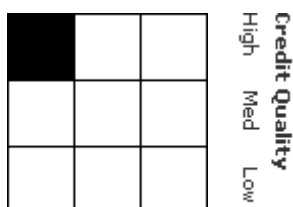
Fixed Income Style

**Size**

Total Market Value (Mil)

**Rel to Cat**

GBP 1732



**Maturity Distribution**

	%
1 to 3	46.26
3 to 5	40.32
5 to 7	0.00
7 to 10	0.00
10 to 15	0.00
15 to 20	0.00
20 to 30	0.00
Over 30	0.00

Low Med High

**Interest Rate Sensitivity**

Effective Maturity

2.27

Effective Duration

2.16

**Credit Quality Breakdown**

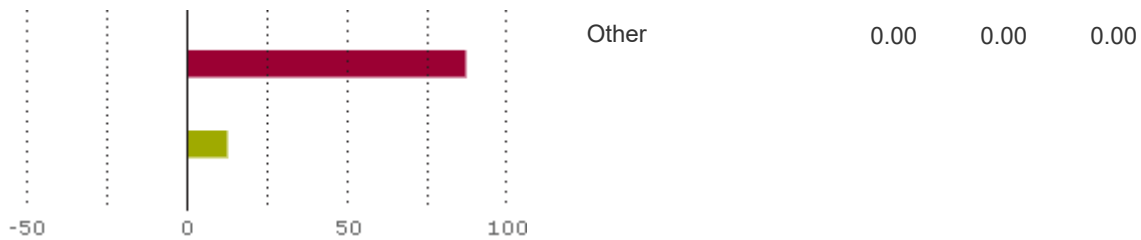
	%		%
AAA	0.00	BB	0.00
AA	100.00	B	0.00
A	0.00	Below B	0.00
BBB	0.00	Not Rated	0.00

Category: GBP Government Bond

**Asset Allocation**

20/06/2023

	<b>% Long</b>	<b>% Short</b>	<b>% Net Assets</b>
Stock	0.00	0.00	0.00
Bond	87.35	0.00	87.35
Property	0.00	0.00	0.00
Cash	12.68	0.03	12.65



## Top 10 Holdings

20/06/2023

Portfolio NEW

Total Number of Equity Holdings	0
Total Number of Bond Holdings	16
Assets in Top 10 Holdings	66.90

Name	Sector	Country	% of Assets
⊕ United Kingdom of Great Britain and N...	—	United Kingdom	7.43
⊕ United Kingdom of Great Britain and N...	—	United Kingdom	7.41
⊕ United Kingdom of Great Britain and N...	—	United Kingdom	7.22
⊕ United Kingdom of Great Britain and N...	—	United Kingdom	7.03
⊕ United Kingdom of Great Britain and N...	—	United Kingdom	6.82
⊕ United Kingdom of Great Britain and N...	—	United Kingdom	6.79
⊕ United Kingdom of Great Britain and N...	—	United Kingdom	6.45
⊖ United Kingdom of Great Britain and N...	—	United Kingdom	6.00
⊕ United Kingdom of Great Britain and N...	—	United Kingdom	5.99
⊕ United Kingdom of Great Britain and N...	—	United Kingdom	5.76

⊕ Increase ⊖ Decrease ☆ New since last portfolio

Category: GBP Government Bond

## Management

<b>Name of Company</b>	BlackRock Asset Management Ireland - ETF	<b>Domicile</b>	Ireland
<b>Phone</b>	-	<b>Legal Structure</b>	Open Ended Investment Company
<b>Website</b>	<a href="http://www.blackrock.com">www.blackrock.com</a>	<b>UCITS</b>	Yes
<b>Address</b>	1st Floor Dublin D04 YW83 Ireland	<b>Inception Date</b>	17/04/2009
		<b>Fund Advisor(s)</b>	BlackRock Advisors (UK) Limited

**Fund Manager** Not Disclosed**Manager Start Date** 17/04/2009

## Fees and Expenses

Sales Charges (Maximum)	Annual Charges	
Max Initial Charge	n/a	
Max Exit Charge	n/a	
	Max Annual Management Charge	0.07%
	Ongoing Charge	0.07%

## Purchase Details

**Minimum Investments**

Initial

-

Additional	-
Savings	-
<b>Tax Free Savings Schemes</b>	
ISAs	No